

BAY
& BOW

WINCORE[®]
WINDOWS & DOORS

The way it should be.™



**BAY
& BOW**

**Elegant enough to call them yours.
Tough enough to call them ours.**

To say we're proud of our projection windows would be an understatement. With specialized construction details and manufacturing advances to ensure they live up to our stringent reputation for outstanding quality, Bay and Bow windows from Wincore® provide beauty and lifetime dependability. Both Bay and Bow windows can be created from a combination of Double Hung, Picture and Casement window styles. Whether it is a traditional Bay window or dramatic five-lite Bow window, each is built to custom size specifications and offers a variety of options to showcase style and individuality.







Not Your Ordinary Window.

Bay and Bow Windows offer expanded views of outdoor spaces, while creating inviting areas for sitting and relaxing. Because of their projected design, Bay and Bow windows welcome more natural light and expanded interior spaces. Outside, projection windows add dimension for enhanced curb appeal to your home's exterior. A large variety of decorative options are available to personalize your new showcase window to match your own style and home. Whether you would like a copper custom roof, recessed interior lighting, or the rich sheen of a factory stain finish, a host of options are at your fingertips.

Energy Efficiency

All insert window units inside Bay and Bow frames are foam-wrapped for premier insulation. In addition, double-strength*, Low E glass with Argon gas inside the insulating glass units maximizes energy efficiency. Bay and Bow Windows also feature a unique insulated sill design to help them achieve a high R insulating value.



*Standard on 7700 Series, optional on 5400 Series.



Standard Features


Size Customization

All projection windows are custom built to exact specifications. Bay windows can be ordered in 30- or 45-degree angles. Bow windows can be three, four, or five windows mullied together.

Edge Banding

For a seamless and professional looking installation, premium edge banding covers unfinished plywood edges to allow interior casing to be installed with a reveal.

Knee Braces



For added support and a traditional exterior appearance, each projection window comes with primed knee braces.


Premium Grade Hardwood Plywood Construction

Head, seat and jambs feature furniture-grade 1-1/4" hardwood veneer plywood in either Red Oak (for staining) or Birch (for painting).

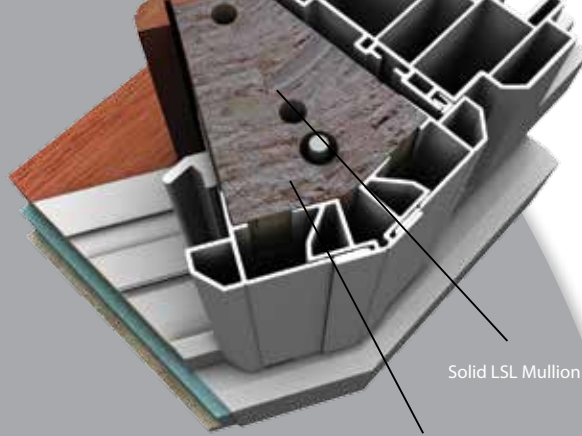
Real Wood Interior Trim

Real wood interior moldings break up the bland commercial appearance of similar vinyl trimmed units, making Wincore® Bay and Bow windows feel like they are a natural part of your home.

Premium Hanger Kit



Every Wincore Bay and Bow window features a standard industry-leading cable hanger system. Combined with the dual mullion system, these units offer unmatched trouble-free longevity. Each hanger kit is ATI-tested to hold 3000lbs of load with zero slipping of the cable or sag of the window. Other hanger kits hold less than 700lbs of load and can often slip – causing the unit to sag.



Solid LSL Mullion

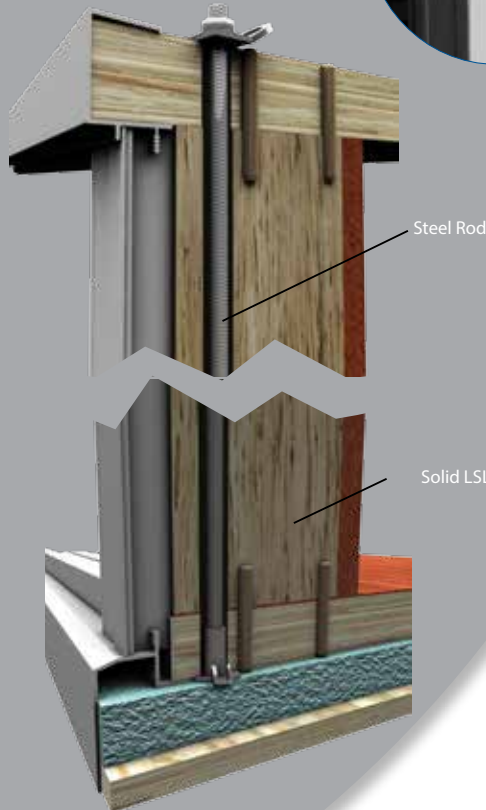

Threaded Rod Mullion

Seamless Nose Molding

Drip Edge

Offset Nose

Beveled Exterior Casing



Steel Rod

Solid LSL Lumber

Design Features

Dead Stop Installation

Window units are independently installed and mulled together using a Dual Mullion system providing the freedom to combine virtually any window styles.

Moisture-resistant Filler

The solid LSL mullion not only provides unprecedented structural stability to the frame but also acts as a moisture-resistant filler – eliminating condensation associated with ambient air and serving as a non-conductive thermal break.

Dual Mullion Construction

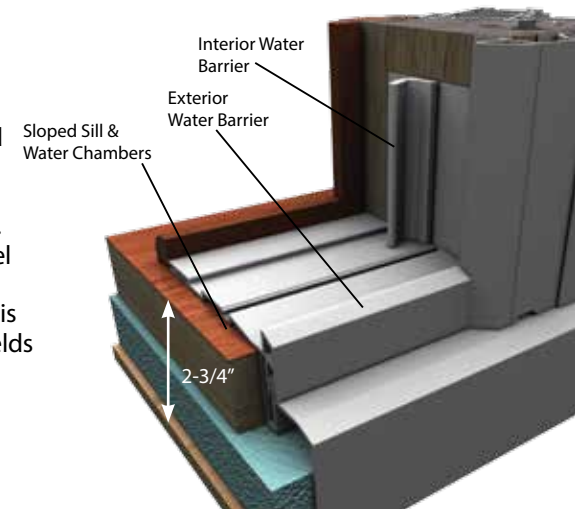
Our unique construction combines the common steel rod mullion with an additional solid LSL lumber mullion. This innovation improves over other products by distributing the load from the bottom of the unit to the hanger system, while providing a structural thermal break to fill the ambient air space around the steel rod. The steel rod creates a “vice” connection that can never work loose or come apart over time, unlike lag screw constructed units. The LSL lumber surrounds the steel rod—adding strength and eliminating the condensation issues associated with common vinyl mulled units.

Weeped Sill Pan System

Every projection window features a fully integrated and weeped sill pan – carefully designed to provide an efficient secondary measure against water penetration. In the unlikely case that water or condensation reaches the internal assembly, the panning system protects the window from damage and keeps it dry.

Insulated Sill

All Bay and Bow windows feature a standard insulated seat board that has been seamlessly integrated into the window's overall design. A 1-1/2" thick insulated panel is attached to the hardwood plywood seat. Combined, this creates a 2-3/4" sill which yields an insulating value >R7.





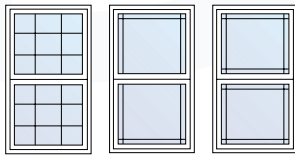
Finishing Options *Window Units*

Color Choices

On the vinyl window units, choose from white, tan or clay colors for both the interior and exterior. Or, choose from five beautiful woodgrain vinyls for interiors only.

Grid Options

Optional contoured grids are located inside the glass units for a smooth cleaning surface. In three distinct patterns.



Colonial Perimeter Prairie

Finishing Options *Frames, Head & Seat Boards*

Factory-finishing helps prevent costly mistakes. Each component is pre-finished in a clean, humidity-controlled environment and before the whole unit is assembled to prevent runs or uneven areas. The controlled environment also minimizes debris in paint and laquer to ensure lasting adhesion.

Laminated Interiors

Wood frames, head and seat boards can be finished with laminate to helping to protect against dings and water damage. Choose from seat board only lamination or entire interior plywood lamination.

Painted Interior Finishes

Wood frames, head and seat boards may also have a painted finish. White, tan and clay color options are available. All paints are environmentally-friendly, non-solvent, water-based coatings.

Hand-applied Stain Finishes

Nine beautiful stain finishes are also available for wood frames, head and seat boards. All paints are environmentally-friendly, non-solvent, water-based coatings. Clearcoat finish is also available.

Vinyl Window Unit Colors



Frame, Head & Seat Board Laminated Interiors



Frame, Head & Seat Board Interior Stain Finishes



Frame, Head & Seat Board Painted Interior Finishes





Solid-Surface Seat Boards

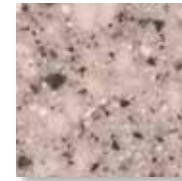
This 1/2" thick solid-surface inlay creates a durable, waterproof seat board with a flair all its own. Available in five richly-detailed standard colors.




White

Beach Sand

Oregano Sand



Gray Sand



Desert Sand

Recessed Lighting

To add an even more dramatic touch, choose two or three recessed lights in the head board of the window. Available in White, Polished Bronze and Polished Copper.



White



Polished Copper



Polished Bronze



BAY & BOW




Interior Trim Options

All Wincore Bay and Bow windows are available with a variety of optional pre-mitered trim choices to complete the finished look. These trim options are measured and pre-mitered by the factory, so you are ensured of a flawless fit on any window, regardless of size.

Choose from traditional casing styles in a variety of widths, or from one of five complete trim packages that feature a unique stool and apron for greater visual depth. Whether you choose streamlined casing or a detailed trim package, your new Bay or Bow window will become the visual centerpiece of any room.

Interior Casing

For simple finishing, Colonial style interior casing is available in Red Oak or Birch in three different widths. To make this a simple, nail-on application, this casing can be ordered pre-cut with a 1/4" reveal.





Trim Packages Featuring A Stool and Apron

There is no better way to add elegant beauty and craftsmanship to projection windows than to complement this furniture-grade product with the proper trimmings. Our ready-to install trim systems bring a whole new level of finish work to every unit. All packages include a stool that is factory fit and located on site using pre-located dowel pins. The stool, apron and header are all cut to fit and factory returned as well to ensure both quality workmanship and seamless installation. Choose from five ready-to-install complete trim packages. Trim packages are available in two distinct styles – Colonial or Fluted. Each is available in your choice of stain finishes.

PKG	STYLE	DESCRIPTION
A	Colonial	Stool & Apron w/Mitered Casing
B	Colonial	Stool & Apron w/Rosettes
C	Colonial	Stool & Apron w/Header
D	Fluted	Stool & Apron w/Rosettes
E	Fluted	Stool & Apron w/Header



Roofing Options

Plywood



Pre-assembled, ready-for-finishing plywood roofs are built from professional-grade materials to exact measurements. All plywood roofing systems are easily installed and can be quickly finished with asphalt or wood shingles.

Painted Aluminum

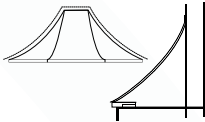


Like plywood roofing systems, painted aluminum roof systems are hand-crafted to precise measurements to ensure a perfect fit. Painted aluminum roofing systems are available in a variety of specially formulated high-gloss colors. For a complete list of available colors, contact your Wincore® supplier.

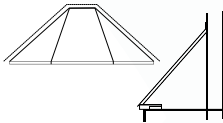
Copper

There is nothing that compares to the sophistication that copper roofing systems bring to a Wincore® Bay or Bow window. Intricately detailed and finely finished, these precision roofing systems arrive at the job site ready to install quickly and efficiently.

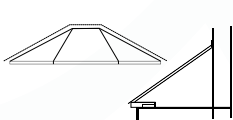
Concave



Tall Pitch



Standard






Painted Aluminum Roof Colors (Subject to change)

<i>Black (02)</i>	<i>Medium Bronze (03)</i>	<i>Chocolate Brown (04)</i>
<i>Sandstone (06)</i>	<i>Redwood (07)</i>	<i>Mission Red (08)</i>
<i>Ascot White (10)</i>	<i>Forest Green (11)</i>	<i>Patina Green (12)</i>
<i>Siam Blue (14)</i>	<i>Rawhide (15)</i>	<i>Rocky Grey (16)</i>
<i>Regal Blue (18)</i>	<i>Teal (19)</i>	<i>Slate Grey (20)</i>
<i>Mint Green (22)</i>	<i>Coppertone (23)</i>	<i>Boysenberry (25)</i>
<i>Hartford Green (27)</i>	<i>Silversmith (28)</i>	<i>Hemlock Green (30)</i>
<i>Clear Anodized (70)</i>	<i>Antique Patina (70)</i>	<i>Dark Bronze Anodized (71)</i>
<i>Bronze (01)</i>	<i>Concord Cream (05)</i>	<i>Sierra Tan (09)</i>
<i>Dove Grey (13)</i>	<i>Brite Red (17)</i>	<i>Slate Blue (21)</i>
<i>Bone White (26)</i>	<i>Champagne (31)</i>	

- All paint colors feature a 30-year manufacturer's warranty.
- All roofing systems available with copper or painted aluminum counter flashing.

For Copper Roofs

- Available with a clear-coat to retain original copper color.
- Available with a pre-patina green or brown coating to age copper more quickly.



Behold the power of collective thinking.

In this business, everyone knows that great people working together end up providing great windows and doors. That's why when we set out to design and build the best windows and doors in the industry, we focused on people first. People with advanced technical knowledge. People that know how to do things right the first time. But most importantly, people who realize that integrity and trust are not simply words, but a way of life. With more than 200 years of combined experience under our belts, you can clearly see our promise of quality and innovation in every window and door we make. Not to mention how we go about making them. To us, it's about creating an environment that brings out the best in everyone, and accepts nothing less. It's about doing things the way they should be done, not necessarily the way they've always been done. It's about giving back to our communities and the things that matter most. And it's about family – ours, as well as yours. At Wincore®, our philosophy is simple. It's not about being the biggest. It's about being the best. Because to us, that's the way it should be.

WINCORE
WINDOWS & DOORS

The way it should be.™

250 Staunton Turnpike, Parkersburg, WV 26104

1-866-WINCORE www.wincorewindows.com



Proud to support breast cancer research.
Full details available at
www.wincorewindows.com

The information is correct at the time of printing. Changes to the product(s) may have occurred since time of printing. Not all product styles and/or options are available in all areas, so please consult your sales representative prior to purchasing. Wincore® is a registered trademark and The way it should be.™ is a trademark of Wincore Window Company, LLC. Tough Enough to Wear Pink is a licensed trademark of Terry Wheatley and is used by permission. Intercept® is a registered trademark of PPG Industries, Inc. Printed in U.S.A. ©2012 Wincore Windows and Doors. All rights reserved.

Warranty coverage does not extend to problems caused by improper installation. Warranty issues must first be investigated by your installation contractor. See printed warranty brochure supplied at installation for complete details or visit www.wincorewindows.com.